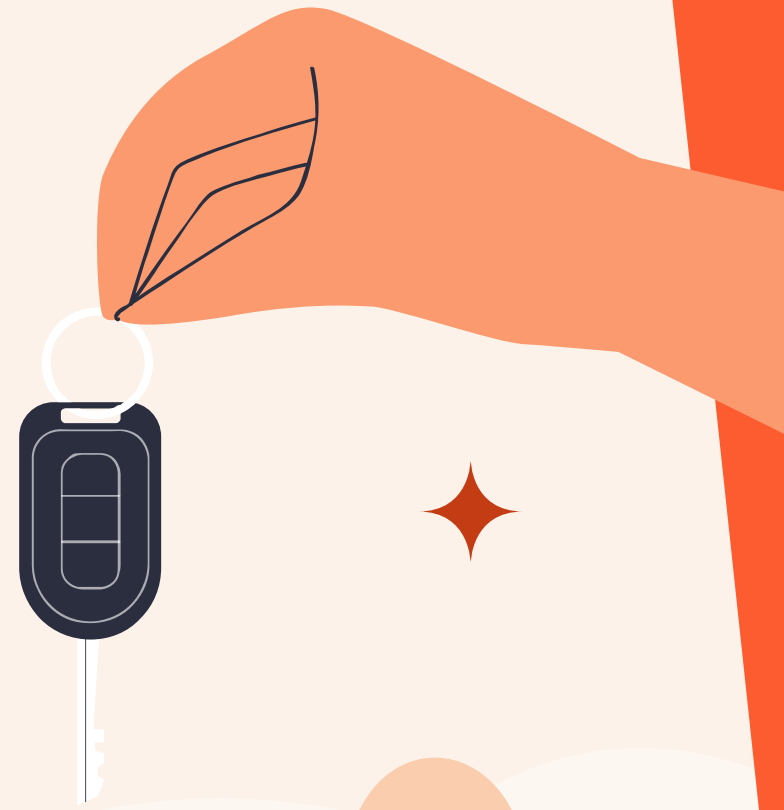



# Know the FACTS

Families Acting for Community Traffic Safety

Project of the Nebraska FCCLA  
Community Leader Peer Education Team



# Table of contents

01

All About FACTS

02


National Teen  
Driver Safety Week

03

Ideas for your  
Chapter!

04

Awards &  
Recognition





01

# All About FACTS

# What does FACTS stand for?

- Families Acting for Community Traffic Safety (FACTS) gives members the information and incentives they need to build an understanding of what it means to drive safely, both today and in the future.
- Through their projects, members work to educate adults and peers about traffic safety and support enforcement of local rules and regulations.
- FCCLA members are given the tools to help families promote basic safety attitudes that can last a lifetime.






# Unit 1: People

# What does the Unit People emphasize?

The Unit: People is to understand and promote your role as a driver or passenger and keep yourself and others safe.

Examples of safe driving: Buckling up, eliminating distractions, checking blind spots, following road laws, knowing when not to drive, and avoiding bad weather.





# Unit 2: Vehicles



# What does the Unit Vehicles emphasize?

The Unit: Vehicles is to understand vehicle safety and the role it plays in safety for you and others.

Examples of promoting safe driving: Check your mirrors often and scan to see what's happening 20 to 30 seconds ahead of you, keep your speed down, follow the 3-second rule to set a safe following distance, cut out distractions, don't rely on other drivers.





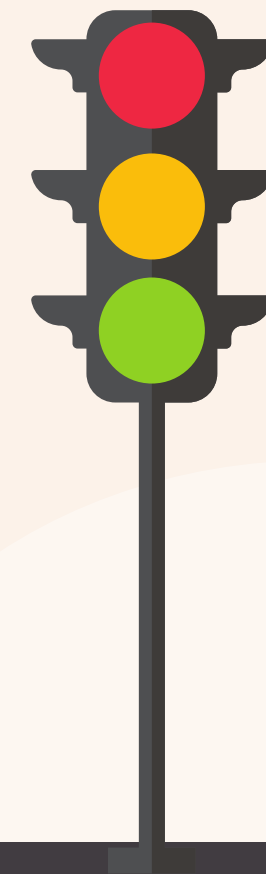


# Unit 3: Roads

# What does the Unit Roads emphasize?

The Unit: Roads is to understand and promote your role on the road as well as the safety hazards you may encounter and how to avoid or react to them.

Examples of safety hazards: potholes, pedestrians, heavy traffic, drunk or impaired driving, weather, and construction.



An illustration of a hand in a light orange color holding a dark blue car key with a silver blade. The background is a light beige color with stylized white clouds and small orange starburst shapes. The entire scene is framed by a dark orange border.

02

An illustration of a hand in a dark brown color reaching out towards the center. The background is a light beige color with stylized white clouds and small orange starburst shapes. The entire scene is framed by a dark orange border.

**National Teen  
Driver Safety Week**

# Before we begin...

National Teen Driver Safety Week is October 20th through October 26th.

This week is a great week to spread awareness about safe driving skills across your community!

Make sure you share your awareness projects on social media, tagging Nebraska FCCLA



Stop 1

Stop 2

Stop 3

Stop 4


Stop 5



# Facts about Teen Drivers




Motor vehicle crashes are the leading cause of death in teenagers



In 2022 811 teen drivers died in car crashes



Teenagers not wearing seatbelts is one of the leading factors to the amount of deaths in crashes



Drugs and Alcohol cause teens to make unpredictable decisions causing more accidents

Stop 1

Stop 2

Stop 3

Stop 4

Stop 5



# Goals of National Teen Driver Safety Week

Goal #1 is to bring awareness to a current issue in your community



Goal #2 is to get teens talking about changes that can be made



Goal #3 is to prevent injuries and deaths in teens



Stop 1

Stop 2

Stop 3

Stop 4

Stop 5



# Rules of the road

<b>Always buckle up</b>	As the driver you should make sure everyone is buckled up
<b>No consuming drugs/alcohol</b>	Drugs and drinking cause you to make decisions that could cost someones life
<b>No speeding</b>	Speeding is the number 1 cause of accidents, slowing down saves lives
<b>Limit extra passengers</b>	Passengers are distracting so limit them
<b>Dont drive drowsy</b>	Being tired behind the wheel is destined to end badly, pull over and switch drivers if possible, if not stop and rest

Stop 1

Stop 2

Stop 3

Stop 4

Stop 5



# Recap of the week!



During this week make sure to help your peers become more informed. For more information use your resources to provide accurate information in your community!

- Law enforcement can provide safe driving tips
- Trusted adults can help you make a smart decision
- Teendriversource provides great information as well

Stop 1

Stop 2

Stop 3

Stop 4

Stop 5





An illustration featuring a hand on the left holding a dark blue car key with a silver blade. On the right, another hand is reaching out towards the key. The background is a light beige landscape with rolling hills, two stylized trees, and a few white clouds. Several small, four-pointed orange stars are scattered across the scene. The number '03' is prominently displayed in the center.

03

# Chapter Project Ideas



## Community Night

Give **your** community the chance to have a fun, yet educational night! At the gathering your chapter could educate about FACTS/teen driving safety while making it fun for the community and students.

.....  
Ideas...

- Fun games with educational twists
- VR driving simulation
- Hands on stations to learn about driving laws.
- Alcohol vision simulation goggles

# Ideas



## Chapter Service

Get your chapter together do complete a service project for **your** community!

.....  
Ideas...

- Clean up the roads
- Seatbelt check for students
- Crossing guards for elementary students
- Offer assistance for the elderly at gas stations
- Car wash to promote safe driving




## Educational Speaker

Give students at **your** school the opportunity to listen to experts in the field of driving safety by bringing in educational speakers. These speakers could be law enforcement or people affected by tragedy.

.....  
Examples...

- *the alexis PROJECT*
- Nebraska MADD
- Nebraska State Patrol
- CARES program; Providence Medical Center



An illustration of a hand in a light orange color holding a dark blue car key with a silver blade. The background features a stylized landscape with rolling hills, trees, and clouds, all in shades of orange and brown. There are several small, four-pointed starburst icons scattered throughout the scene.

04


# Awards & Recognition


with links included!

# Why to apply and where to start the message ?

There are multiple reasons chapters should apply for awards as well as just putting together a project. As you have seen, the statistics are frightening. If we can get **our youth** to begin understanding the importance of traffic safety, we are already one step ahead! Starting with the **most impactful group** in our society, it will begin a ripple effect onto the rest of drivers on the road.

Our youth is the **KEY** to success in traffic safety





# Capture the Action

1. Plan and carry out a project that relates to FACTS, Career Connections, or StandUp.
2. Capture a picture of your project in action.
3. Fill out the short application.
  - a. Applications due January 15th
4. Top projects will be recognized at the Peer Education Conference in February.

To apply for these awards go to the Nebraska FCCLA website-  
[nebraskafccla.org](http://nebraskafccla.org)





# Nebraska National Program Awards

Chapters can submit a project that they did based on a National Program in which they can include:

- A description of their project
  - How many students were involved
  - How many people were reached through the project
  - How many people were reached through public relations
- 
- The top application receives an award at SLC
  - All chapters that applied will receive recognition
- 
- The due date is March 1st.

To apply for this award click here and go to the program awards tab: [affiliation.registermychapter.com](https://affiliation.registermychapter.com)





# National Program Awards recognition at Nationals

FCCLA offers recognition at the national level to chapters and individuals for their projects through National Programs.

- There is a High School, Middle School and Runner Up Award.
- The top Middle School and High School awards give the winners \$1,000.
- The Runner Up gets \$500.

\*\*The only national program that does not receive a cash award is Power of One.

To apply for this award click here: [fcclainc.org](https://www.fcclainc.org)



# The 24-25 Community Leader Team

Chairperson

*Sawyer Brudigam*  
Wakefield

Contact



Vice - Chairperson

*Natalie Nelson*  
Nebraska City

Contact

Secretary

*Ashtyn Contrerez*  
Medicine Valley

Contact



Vice - Public  
Relations

*Ellie Bales*  
David City

Contact